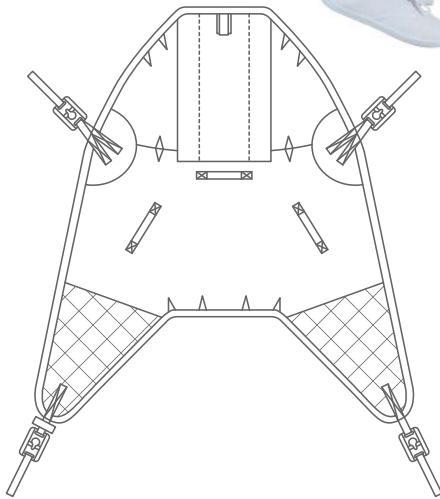




High Easy Sling

WITH UNIVERSAL SAFETY CLIPS

- The full body sling transfers in a slightly reclined position and is extremely comfortable and supportive, featuring additional padding on the leg sections.
- The sling is simple and easy to apply and is a go-to sling for many institutions due to its ease of application and minimum options.
- The universal safety clips ensure an easy and safe application, with the ability to interchange among the leading standard stud spreader bar type lifts (clip fixing). Please see compatibility statement at the back of this guide.
- The sling includes tailoring at the shoulders and commode area to provide the optimum comfort fit.
- **Poly** (100% polyester; easy application, glides and slides smoothly, dries quickly after washing.)



A

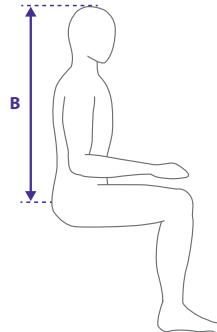
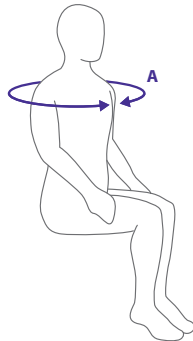
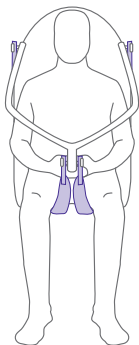
Shoulder circumference

B

Top of head to base of spine

Product Codes

	A	B	Product Codes
XSmall	30–34in (76–86cm)	23.5–26in (60–66cm)	M921515-XS
Small	34–38in (86–96cm)	26–29in (66–74cm)	M921515-S
Medium	38–42.5in (96–108cm)	29–31.5in (74–80cm)	M921515-M
Large	42.5–51.25in (108–130cm)	31.5–34.5in (80–88cm)	M921515-L
XLarge	51.25–56.75in (130–144cm)	34.5–39.5in (88–100cm)	M921515-XL
XXLarge	56.75–63in (144–160cm)	38–41in (96–104cm)	M921515-XXL



Guidelines

- SWL 272kg/600lb
- Wash 95°C/203°F
- Low Tumble Dry