

Instructions of Use

Stand Assist - Standard

STANDARD RANGE

Reference: **SAS(C)-IOU**

Product Code/s: **M921526**

Revision: **06.11.2023**

Copyright & Design Rights: **Silvalea.**



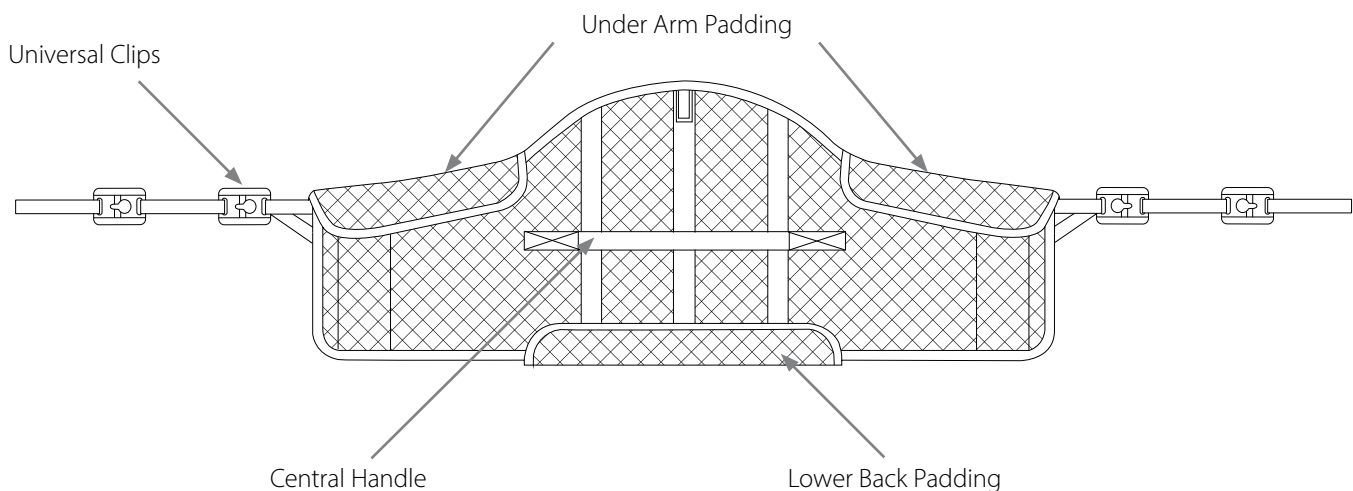
WARNING

Do **NOT** use clip sling attachments on a loop type spreader bar and Do **NOT** use loop sling attachments on a stud type spreader bar.

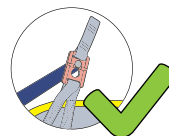
CLIPS

Clip Sling Attachments - Stud Type Spreader Bars:

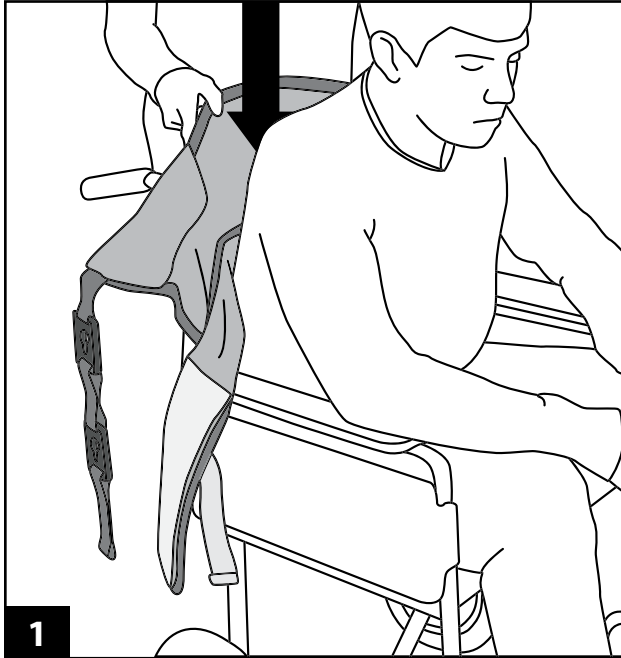
Please note there are many variations of the stud type spreader bar but they should all be used exclusively by slings with: **CLIP SLING ATTACHMENTS**



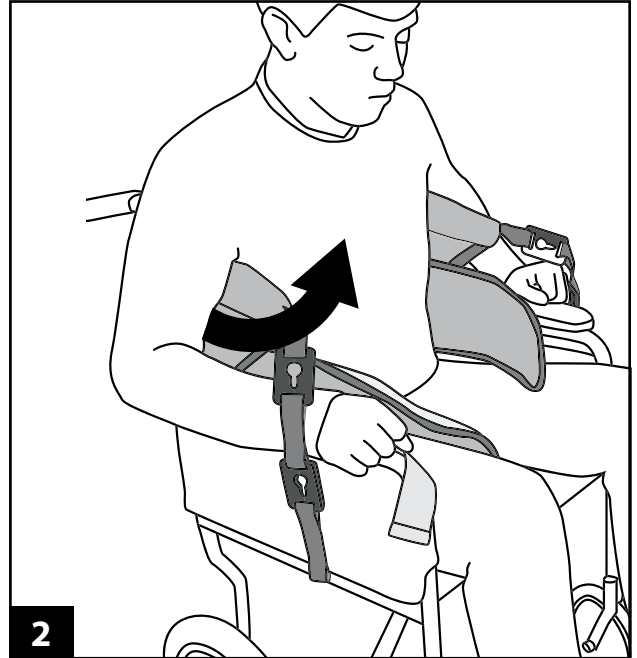
WARNING: Only use with suitable Stud type lifts:



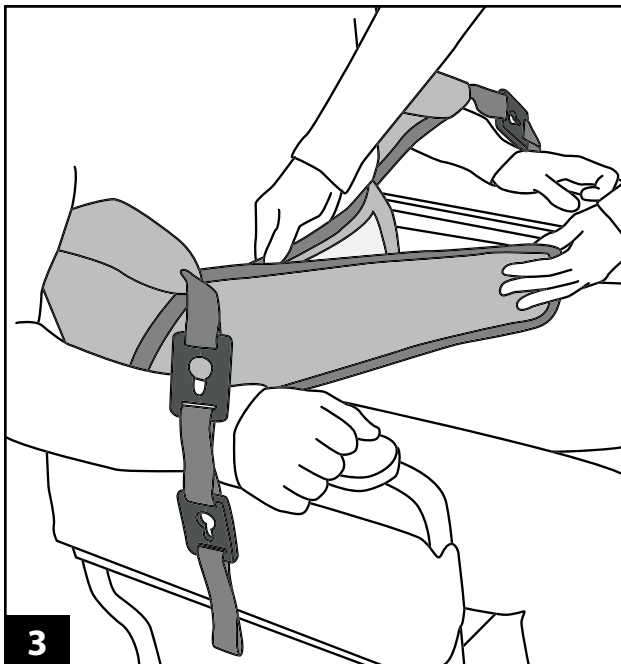
Sling Application:



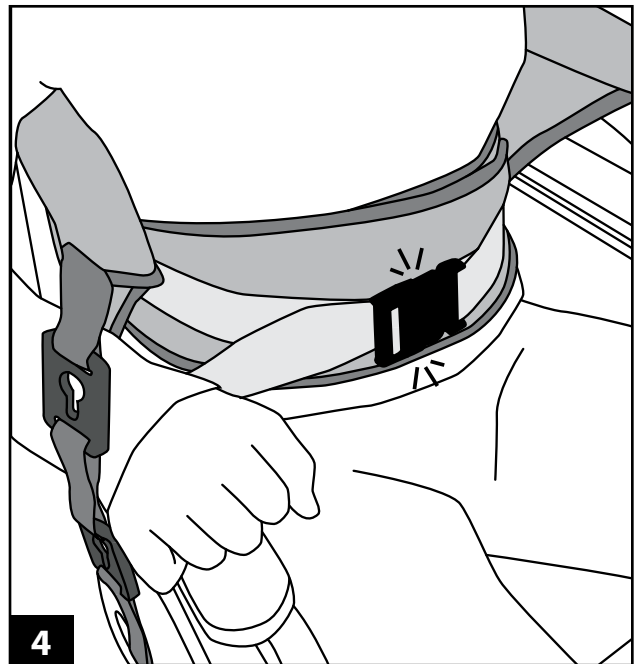
Open waist support and place the sling around the back of the patient.



Take the patient's arms and place them over the sling.




Fasten the hook & loop waist support around the patient (for women this should be just under the bust).



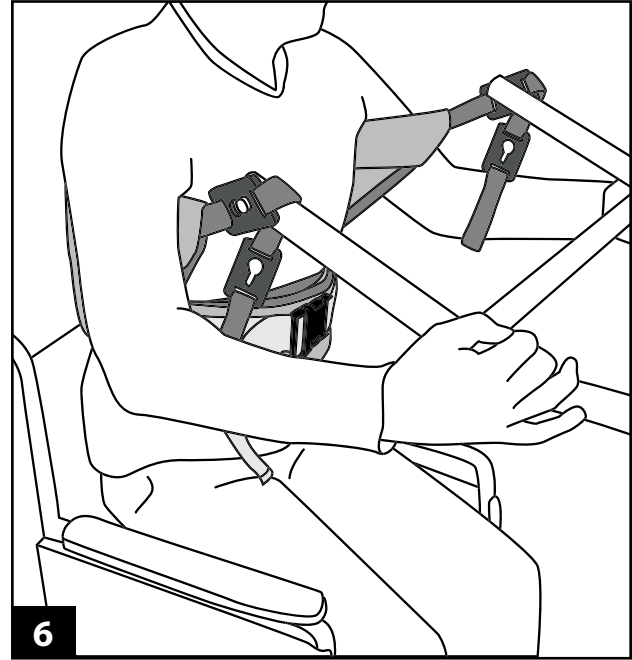
Fasten the waist support buckles and tighten appropriately.

Sling Application Continued:



Attach the corresponding clip straps to the studs on each side of the stand aid.

When securing the clips there should be a “click” sound to confirm the clip is located correctly.



Once you are happy that the sling is securely attached to the lift and is the correct size and fit for your patient the transfer can begin.



General Instructions: WARNING

Do not attempt to transfer the patient until all appropriate sling attachments are secured to the lift spreader bar and you are satisfied that the sling is the correct style, size and fit for the patient.

Correct sizing of a sling is important as a sling that is too large could cause the patient to slip through the aperture.

While every attempt is made to instruct a safe move you must conform to the current moving and handling procedures/regulations. If in any doubt, consult your Moving and Handling Advisor.

Service Label & Sling Checks:

All products shall be checked each time they are used for any signs of deterioration.

The service label is a visual guide to the product's check. Please conduct a thorough sling check in line with current safety requirements in your country. If in doubt consult your distributor for current sling checking protocols.

A risk assessment must be carried out to ensure that the correct size and style of sling has been met before use.

Pre-use sling check list:

- braiding/straps for deterioration and fraying
- material for holes/snagging
- compatibility with the lift
- safe working load of both the lift and sling/product (if applicable)
- label is legible

Remove from use immediately if there are any signs of deterioration to the sling or straps or the label is illegible.

Washing Guidelines:

- Follow laundry temperatures for washing and drying detailed on the product label. Please note: temperatures advised are MAXIMUM washing temperatures.
- Always ensure that all Hook & Loop fastenings are fully closed before washing.
- All products shall be laundered using non- biological detergents.
- DO NOT IRON

Product Care:

- Ensure that any Hook & Loop fastenings are closed when not in use. This will prevent unnecessary snagging of the sling material and prevent clogging of the Hook & Loop.
- Launder regularly.
- Store products in a suitable dry clean place.
- Silvalea will accept no liability for any additions/ adaptations made to our products that have NOT been carried out by ourselves. Doing so may cause serious injury or death to the patient.

Drying Guidelines:

- Follow the recommended drying temperatures as stated on product label. Please note: temperatures advised are MAXIMUM drying temperatures.
- Overheating a textile product can cause deterioration in the material components.
- Do not place the product on a convector heater or steam pipes.



SWL 272kg/600lb/42st

For sizing guides and images of this product please visit www.silvaleaslings.com and for further assistance, contact your Silvalea distributor



Silvalea Ltd a division of **Savaria**

Silverhills Buildings, Decoy Ind. Estate,
Newton Abbot, Devon, TQ12 5LZ. UK



Distributed in North America by Savaria (savaria.com) and the following Savaria divisions:

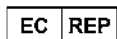


handicare

handicare.ca | handicareusa.com



spanamerica.com | Span Medical Products Canada



ADVENA Ltd. Tower Business Centre, 2nd Floor, Tower Street, Swatar, BKR 4013 Malta